



L.I.F.E. (Live!Improve!Feel!Educate!)

Sofinancira program
Evropske unije
Erasmus+



»SKRB ZA ŽIVALI IN NJIHOV VPLIV NA SOCIALNO-EMOCIONALNI RAZVOJ«

3. e-MAGAZIN



Julij 2021

Pripravili:

Strateški partnerji projekta L.I.F.E.



Strateški partnerji:

Czech Republic, <https://www.skolamalehostice.cz/>
Italy, <https://www.nuovadirezionedidatticavasto.edu.it/>
Norway, <http://www.skarungen.barnehageside.no/>
Slovenia, Litija, <http://www.vrtec-litija.si/>
Slovenia, Ljubljana, <https://www.vrtec-pedenjped.si/>
Spain, <https://www.escorialvic.org/>



V projektu Erasmus+ K2 **L.I.F.E - Live!Improve!Feel!Educate!** sodeluje šest organizacij, vrtcev in osnovnih šol, iz Češke, Italije, Norveške, Slovenije in Španije. S partnerji si izmenjujemo znanje in izkušnje ter sooblikujemo sodobne vzgojne vsebine za razvoj socialno-emocionalnih kompetenc.

Cilj projekta L.I.F.E je dvig ravni emocionalno-socialnih kompetenc na področju samozavedanja, samouravnavanja lastnih čustev, na nivoju razvitosti empatije in s tem socialnega zavedanja, na nivoju odnosnih spretnosti, socialne vključenosti in strpnosti do ranljivih skupin pri vseh deležnikih projekta. S projektom želimo nagovoriti strokovno javnost o pomenu in vrednosti vsebin socialno-emocionalnega učenja za otrokov celostni razvoj in s tem znižati šolski osip, ter dvigniti socialno vključenost ranljivih skupin. V projekt poleg otrok in zaposlenih v partnerskih organizacijah vključujemo družine otrok, lokalno skupnost in strokovno javnost

V e-magazinu predstavljamo dobre prakse, ki smo jih uspešno integrirali v obstoječe izobraževalne kurikule. Projekt je zasnovan tako, da vsaka organizacija poišče izrazne možnosti za podajanje vsebin socialno-emocionalnega učenja v različnih projektnih aktivnostih. V projektu sodeluje preko 2000 otrok. Izkušnje si delimo in jih v partnerskem sodelovanju implementiramo v vzgojne procese. Naj omenimo, da se posebna pozornost namenja tudi vključevanju udeležencev z manj priložnostmi. V vseh organizacijah je program zasnovan tako, da otroci z manj priložnostmi in njihove družine lahko aktivno sodelujejo skozi celoten učni proces.

V projektu L.I.F.E so iz izmenjave znanja in izkušenj nastale dobre prakse, ki jih predstavljamo v e-magazinih. Prakse so uporabne za vse, ki želijo dopolniti vzgojno prakso na področju socialno-emocionalnega učenja. Želimo namreč, da so rezultati projekta uporabni in prenosljivi na sorodne organizacije po Evropi.



TRETJI e-MAGAZIN PROJEKTA ERASMUS+ L.I.F.E.

»SKRB ZA ŽIVALI IN NJIHOV VPLIV NA SOCIALNO-EMOCIONALNI RAZVOJ«

Pred vami je 3. magazin projekta mobilnosti strateških partnerstev KA2 Erasmus+ **L.I.F.E (Live!Improve!Feel!Educate!)**. Partnerji iz Češke, Norveške Slovenije in Španije so konec šolskega leta v lokalnem okolju pripravili razstavo za laično javnost, kjer so predstavili aktivnosti, ki so jih izvajali v prvem letu projekta.

V tem magazinu predstavljamo dobre prakse, v katerih smo **usmerjeno razvijali področje empatije (socialno-zavedanje) otrok**. V evalvaciji projektnih aktivnostih in delnih rezultatov projekta se izkaže da imajo vzgojne vsebine z živalmi pozitiven vpliv na otroke in da so za vrtce in osnovne šole takšne aktivnosti smiselne in koristne. Z dobro prakso prikazujemo, kako lahko spodbujamo razvoj otrokove empatije z izkazovanjem skrbi in igro z živalmi. V aktivnostih z živalmi so bili otroci umirjeni, spontano se razvila interaktivna igra in gibalno prakticiranje. Dotik in opazovanje živali je otroku omogočil močna senzorna občutja, izzval nežnost in nagovoril k skrbi in nežnemu rokovanju.



Pets as therapists – Dogs shelter

The goal(s) of the activity:


Visit to dogs' shelter. Talking about the life of dogs in the shelter. Why people put dogs to the dogs' shelter. Positive and negative aspects of the dogs' shelters. How children would feel if they would have to put the dog to the dogs' shelter.






**Pets as therapists – pets at home****The goal(s) of the activity:**

To find out the importance of pets and their influence on children's emotional development. Each child who has a pet at home introduced their pet and presented what they like on their pet. Other children discussed positive sides of having a pet.





**Pets as therapists – An animal's day****The goal(s) of the activity:**

To introduce to the children animals as a common part of our environment. To explain their feelings, problems they may face, to get to know that we have to protect the animals because they are part of our environment. Examples how we can help.





Žival kot terapevt	Starost otrok: Korenjaki, 3-6 let (ranljiva skupina) Učenjaki, 4-6 let
Diseminacija: Starši Spletna stran vrtca e-Twinning Razstava v vrtcu Pedenjcarstva: starši in obiskovalci vrtca	Cilji: Razvoj senzorike Razvoj empatije in s tem odnosne komponente Razvoj primernega rokovanja z živalmi
<p>Opis dejavnosti:</p> <p>V vrtcu Pedenjped vzgojitelji in otroci z veseljem odpremo vrata vsem vrstam živali. Tako so nas obiskali paličnjak, paglavci, pes in zajec, na sprehodih okoli vrtca pa so naša priljubljena točka hlev s konji, kozami in pujsom.</p> <p>S pomočjo živali pozitivno vplivamo na otrokov razvoj. Otroka se dotaknemo, pritegnemo njegovo pozornost in nagovorimo s senzornimi stimulacijami. Na ta način se učimo socialnih veščin, razvijamo področje komunikacije ter razvijamo grobo in fino motoriko. Posebej otrokom s težavami na področju senzorne integracije nudi telesni stik z živaljo močno izkušnjo in učenje regulacije telesnih odzivov. Otrok ob živali spontano regulira vstopanje svojega telesa v intimen prostor živali: Posebej lepo je opazovati nemirnega otroka, ki se ob opazovanju živali umiri in brez težav obsedi v ustreznem sedalnem položaju. Ob opazovanju zajčka lažje obležimo na ležalniku in presenetljivo... zaspimo.</p> <p>Otrok z božanjem ali dotikanjem živali občuti mehko dlake, srčni utrip in zazna njen vonj. Pri hranjenju živali se učimo, da mu hrano ponudimo pred smrček, nikakor mu ne porinemo v usta ali vržemo na glavo.</p> <p>Otroci se učijo empatije, saj če zajčka ali paličnjaka premočno stisne le-ta hitro izkaže bolečino. Lepo je opazovati, kako otroku tega ne potrebujemo posebej dopovedovati. Otroci so se po začetnem navdušenju spontano umirili v telesu, pričeli oponašati gibanje in izrazili občutke živali.</p> <p>Igra z živaljo je preprosta, polna zabavnih situacijskih elementov, ki pa zahtevajo od otroka fleksibilnost v gibanju in odzivanju. Igrača je predvidljiva, pri živali pa se otroci naučijo, da nikoli ne veš na kakšen odziv boš naletel in s tem se razvija fleksibilnost v odzivanju in sposobnost sledenju komunikacijski pobudi druge osebe (živali).</p> <p>Otroci z avtizmom imajo težave pri ohranjanju očesnega kontakta, kar pri rokovanju in igranju z živaljo izzveni. Otroci se samoiniciativno sklonijo in približajo obraz glavi zajčka ali psa in v pogledu močno vztrajajo. Ob obisku paličnjaka vprašajo, kje ima oči. Jasno zaznajo in se čudijo velikim ušesom, dolgim tacam, majhnemu in velikemu repku.</p> <p>Zanimiv je spontan empatični odziv večine otrok z avtizmom in razvojno normativnih otrok na stisko živali v novem okolju, med gručo otrok. Otroci so se spontano utišali in niso pretirano posegali v osebni prostor živali. Del otrok z višjo stopnjo anksioznosti se je z živaljo celo poistovetil in pričel deliti nasvete o tem, kako se rokuje s prestrašenim zajčkom in paličnjakom in kako bo živalca premagala strah.</p>	



Vsaka žival, ki smo jo opazovali v projektnih aktivnostih se premika na sebi lasten način in nagovori otroka k samoiniciativnem gibanju in kreativnem izražanju lastne izrazne moči. Tako smo pri zajčku poskakovali, po obisku kužka lazili po vseh štirih, po obisku paličnjaka pa ohranjali telesno držo v mirnem položaju. Po opazovanju konja so otroci samoiniciativno hopsali in prepevali »hi, konjiček«.

Fotogalerija: [Zivali na obisku](#)



ŽABA NA OBISKU	Starost skupine: 5- 6 let, skupina Škratki
Diseminacija: otroci, starši.	Cilj: <ul style="list-style-type: none"> - Otroci spoznajo, da morajo biti ob prisotnosti živali v igralnici umirjeni. - Otroci premagajo strah ob dotiku žabe.
Opis dejavnosti: Na obisk v igralnico smo dobili žabo. Preden tem smo se pogovorili, da moramo biti ob prisotnosti živali v prostoru biti umirjeni, tihi. Otroci so se takoj umirili, ko je oskrbnica prinesla žabo. V krogu so najprej žabo opazovali, nato pa jo tisti, ki je želel, z upoštevanjem pravil lahko prijel tudi v roke. Nekateri si je na začetku niso upali niti dotakniti. Veseli me, da so nato počasi premagali strah.	
  	



Activity title: Board game FLY FLY PIG	Age of children: 4 - 6 years
Dissemination: <ul style="list-style-type: none"> - Erasmus corner in the wardrobe - eTwinning - group book in wardrobe 	Objective (s) of the activity: <ul style="list-style-type: none"> - Strengthening peer promotion, cooperation and tolerance for others. - Performance in front of peers and strengthening vocabulary.
Activity description: <p>In the content section 'Caring for animals', children in the Blue Group got to know animals from our environment and beyond. We started with the game Fly, Fly Pigs. The game is based on finding animal traits while supporting images (has wings, flies, has a fin, 4 legs, 2 legs, tentacles, tail, mane, fur, sleeps hibernation). The children quickly mastered the game as they are old enough to recognize the most famous animals (horse, dog, cat, chicken, snail, frog, snake, witness, cow, bee...). Through play, they strengthened peer encouragement and collaboration, as play required peer help to achieve a goal. They enriched their vocabulary and performed in front of a group. The game is still in the corner where they play with it daily.</p>	
Photos:	






Activity title: Animal poster with parents	Age of children: 4 - 6 years
Dissemination: <ul style="list-style-type: none"> - Erasmus corner in the wardrobe - eTwinning - group book in wardrobe 	Objective (s) of the activity: <ul style="list-style-type: none"> - The child gets to know different types of animals. - The child lists the characteristics of individual animals. - The child works with the parent in the process of creating the poster. - The child performs in front of the group.
Activity description: <p>In the morning circle, the children drew a picture of an animal, which they took home with a blank sheet of paper. At home, together with the parent, they drew and described the selected animal. The activity was intended as a continuation of the game 'Fly Fly Pigs', which the children in the kindergarten mastered perfectly. The very next day, a few children brought a poster with their animal and a description. It was noticeable how the children enthusiastically, relaxed and proudly described the chosen animal. Over the next few days, the posters were brought by the other children and presented to the group. Posters are very different from each other, as each has its own style and content. Posters beautifie our wardrobe where you can stop and learn something new about different animals.</p>	
Photos:	





Activity title: Visit of the dog LABI	Age of children: 4 - 6 years
Dissemination: <ul style="list-style-type: none"> - Erasmus corner in the wardrobe - eTwinning - group book in wardrobe 	Objective (s) of the activity: <ul style="list-style-type: none"> - The child reduces the fear of animals. - The child experiences a positive attitude towards the dog. - The child develops empathy and compassion for animals.
Activity description: <p>A twelve-year-old female dog named Labi, a Labrador breed, came to our playroom. Labi is a very calm dog, so she is very suitable for children. Despite the fact that the children of the "Blue Group" are numerous and loud, when the dog Labi arrived, they calmed down and watched her. The most restless children calmed down completely when they touched the animal and sat next to it for a long time. Of course, they touched the dog with their palms all the time. The children talked casually next to the animals, laughed and looked happy and content. Linda spent the whole day in the group and we noticed the day was more calm. The children developed confidence and comfort next to the animal.</p>	
<p style="text-align: center;">Photos:</p> 	





Activity title: Frodo visiting kindergarten	Age of children: 4 - 6 years
Dissemination: <ul style="list-style-type: none"> - Erasmus corner in the wardrobe - eTwinning - e-bulletin board 	Objective (s) of the activity: <ul style="list-style-type: none"> - Getting to know and developing responsibilities and caring for animals. - Learning self-control or regulating one's emotions. - Reducing fear of animals. - Experiencing the comfort of contact with a dog.
Activity description: <p>I brought my dog Frodo to kindergarten, who is used of children and loves company and attention. Children were well prepared on his arrival. We talked about how to know a puppy, what he needs ... They enthusiastically accepted him. He was allowed to explore the space first, then greeted all the children by dog. Fear of animals was present in only one boy, but through the tricks Frodo showed, he overcame that fear. All the children who showed desire played with him, commanding him various commands, such as e.g. sit, lie down, give a paw, give a Friday, make a pass. They watched him with enthusiasm and caressed him gently. That day the children were more calm and quiet. They learned about all-day dog care. He was fed in kindergarten, then taken for a walk on a leash and cleaned up after he passed the need. They also gave him time to rest. They were very gentle to Frodo. After meeting him, he was artistically depicted using the technique of drawing with black charcoal.</p>	





Activity title: "PAW HELPERS" and a pet corner	Age of children: 4 - 6 years
Dissemination: <ul style="list-style-type: none"> - Erasmus corner in the wardrobe - eTwinning - e-bulletin board 	Objective (s) of the activity: <ul style="list-style-type: none"> - Getting to know the animals that care about the well-being of the weaker. - Learning defense techniques when in contact with a dangerous animal. - Getting acquainted with dog care. - Developing a positive attitude towards animals. - Working with parents-walking with a pet.
Activity description: <p>In the kindergarten, the children had the opportunity to meet a very calm and friendly therapeutic dog Linda, a chihuahua breed. Its owner from the association "PAW HELPERS" showed us what Linda knows, what she needs for well-being ... The children actively participated and very quickly won everything they needed. They led her on a leash, gave her treats, brushed and caressed her. They learned how to protect themselves from a possible dog attack. She also taught them that they should never look a foreign dog straight in the eye. The children were very gentle to Linda, no one was afraid of her, all the children were involved in the activity with her.</p> <p>In the following days, we then arranged a pet corner with the children in the kindergarten. The children brought their plush cat or dog to the kindergarten, made a collar for him, wrote down his name, built a house out of cubes... took care of the whole care and well-being of their pet. The result was a very enjoyable game, their conversation and interactions between them were very interesting.</p> <p>They went for a walk with their pet together with their parents. The one who didn't have a real animal took a plush puppy or kitten for a walk. They sent a photo and later we made a poster.</p>	



Photos:









Activity title: Collection of old blankets, pillows ... for a dog shelter	Age of children: 4 - 6 years
Dissemination: <ul style="list-style-type: none"> - Erasmus corner in the wardrobe of the kindergarten - eTwinning - e-bulletin board - WEB kindergarten 	Objective (s) of the activity: <ul style="list-style-type: none"> - Acquaintance with charity. The child learns to share things he does not need and gives them away. - Developing responsibility and caring for animals.
Activity description: <p>I showed the children life in the Animal shelter Ljubljana through a short video. They learned that there were abandoned animals in the shelter that had no owners of their own. They are cared for by shelter staff and are looking for new owners for them. They are very happy for any help. They accept blankets, pillows, towels, food... Charity connects us, teaches us to love ourselves and others. Therefore, together with the children, we decided to offer a piece of help. Through the "Web Kindergarten", we wrote a letter to parents to help abandoned animals. The response from parents was very high. The children brought blankets, pillows and towels that they no longer needed, and they were proud that they too, were helping those in need.</p>	





Activity title: Collage - my pet	Age of children: 4 - 6 years
Dissemination: <ul style="list-style-type: none"> - Erasmus corner in the wardrobe - exhibition of products in Litija - shop Stara šola - e-bulletin board 	Objective (s) of the activity: <ul style="list-style-type: none"> - Deepening the topic in art techniques. - Getting to know the art technique - collage. Developing fine motor skills. - Getting used to proper scissor posture and shearing along the line.
Activity description: We deepened the topic we are talking about by making a collage - My pet. The children each chose their own photo of the pet and pasted it on a drawing sheet. They then drew with a pencil the gadgets their pet needs. They drew containers for feeding, food, crib ... all scraped and glued. Through art activities, they consolidated their knowledge about pets and enjoyed it.	







Activity title: Closing meeting on Sitarjevec	Age of children: 4 - 6 years
Dissemination: <ul style="list-style-type: none"> - Erasmus corner - eTwinning 	Objective (s) of the activity: <ul style="list-style-type: none"> - Joint celebration of the end of the kindergarten year. - Joint movement and relaxation play of children in nature.
Activity description: <p>Participants of all three groups met on the nearby hill Sitarjevec, where we were able to meet live for the first time after the epidemic. The kids were happy to be able to play with new friends. They were relaxed, enjoying free play and exploring the forest. They noticed changes in nature and commented on them with each other. They harvested elderberry, which we dried in the nursery and later brewed tea. Each group took care of the common well-being. The children from Group "Bees" brought water and juice, group "Blue room" brought apples and group "Butterflies" brought of salt sticks. We prepared a healthy picnic in nature. After lunch, we got in a circle, sang a few songs, and performed the "Squeeze in Greeting" game. The children hugged in a circle, closed their eyes, shook hands in greeting, and quietly listened to the pleasant voices from the forest. In good spirits and full of impressions, we each returned to our kindergarten.</p>	





Activity title: A visit by a police officer with a dog	Age of children: 5 - 7 years
Dissemination: <ul style="list-style-type: none"> - Erasmus corner - eTwinning 	Objective (s) of the activity: <ul style="list-style-type: none"> - Getting to know the work of a police dog. - Developing a positive attitude towards animals.
Activity description: <p>After visiting various animals (in the kindergarten or on the farm), we invited a police dog to the kindergarten. The police officer introduced us to training techniques and acquired skills. The children tested themselves in the role of assistant coach.</p> <p>By getting to know the needs of animals, however, they developed an understanding that even a service dog is just an animal that needs care and a nice attitude.</p>	
	



Activity title: Visit to the ZOO Ljubljana	Age of children: 5 -7 years
Dissemination: - Erasmus corner	Objective (s) of the activity: - Developing a positive attitude towards animals. - Awareness of the diversity of fauna and flora (and the connection between the two).
Activity description: <p>We have already discovered the world and its diversity in previous activities. These are reflected in population, language, architecture, landscape, flora and fauna. We got to know and recognize the characteristics of the continents. We put special emphasis on flags and animals.</p> <p>By visiting the zoo, we tested ourselves in the already acquired knowledge and gained new insights about animals.</p>	
	



Activity title: Box of the world	Age of children: 5 -7 years
Dissemination: <ul style="list-style-type: none"> - exhibition of products in Litija - store Stara šola - photos - eTwinning - product in the playroom 	Objective (s) of the activity: <ul style="list-style-type: none"> - Getting to know the world, its diversity (in population, language, architecture, landscape, flora and fauna) - Getting to know animals of the world.
Activity description: <p>We discovered the world and its diversity. These are reflected in population, language, architecture, landscape, flora and fauna. We got to know and recognize the characteristics of the continents. We put special emphasis on flags and animals.</p> <p>In one of the activities, we drew a map of the world together - emphasis on the sea and land (continents). In books and online, we used prior knowledge to discover typical animals for a particular part of the world. The children brought pictures of the animals from home, introduced them to friends, and together we pasted them on a specific part of the world on a map.</p> <p>Quite a few children know the continents and name them on different maps. They also know the animals that are characteristic of them and also the environment in which they live.</p>	





Razstava projektnih aktivnosti v šolskem letu 2020/21	Starost otrok: Korenjaki, 3-6 let Učenjaki 4-5 let
Diseminacija: Starši Spletna stran vrtca e-Twinning	Cilji: Promocija projektnih vsebin Krepitev pozitivne samopodobe
Opis dejavnosti: V okviru Erasmus+ projekta L.I.F.E. (Live!Improve!Feel!Educate!) razvijamo socialne in emocionalne kompetence otrok. Vsebine projekta in evropskega razvojnega načrta integriramo v vzgojne dejavnosti oddelkov Korenjaki in Učenjaki in ob tem spremljamo napredek naših otrok na področju čustvene pismenosti. Na razstavi v vrtcu smo delili foto utrinke naših aktivnosti in rezultate prvega leta projekta s starši in lokalno skupnostjo.	
